

# Civil War Home/School Project



What have you learned? What will you teach us? In addition to creating a tri fold poster for your presentation, you will pick a project from the menu below to teach the class about your topic. Be sure to create a presentation that is informative, detailed, and helps your classmates learn more about your Civil War research choice.....To be done at home and in school as time allows.

- **Tri Fold Poster** should follow the guidelines included in your Tri Fold Display Checklist.
- **Show What You Know Project Choice** from menu includes:





Title....Your Name....Resource List ....Pictures and/or Video/Music of the time if appropriate to project...Text explaining your topic...Additional materials/display/artifacts if appropriate

- **Develop an assessment** (ex. five questions with multiple choice answers using Google Forms, Kahoot, Jeopardy or other quiz/game idea) to be given to classmates at end of your presentation.

Project approval due by : May 4th

Show What You Know Tri Fold/ Presentation due: Thursday, June 7th

## Show What You Know Menu

<p><b>Google Slides Presentation</b> (7 to 10 slides)</p> 	<p><b>Google Drawing</b></p> <p>(ex. Comic with at least 5 sections illustrating and describing major themes/issues of your topic)</p>	<p><b>Brochure</b></p>  <p><b>BROCHURE</b></p>
<p><b>WeVideo</b></p> 	<p><b>Other ideas?</b></p>  <p><b>Propose it!</b> (ex. 10 poems about your topic)</p>	<p><b>Journal Project...</b> (ex. Journal pages with the goals, hopes, and experiences of a real or imaginary person during this time. Entries will help us understand the issues he or she faced during the Civil War)</p>
<p><b>Timeline Using Google Drawing</b></p> <p>....Connect to your topic in meaningful ways</p>	<p><b>Podcast Audio Recording</b></p> <p>(ex. Write and record your own "Reader's Theater" on a Civil War topic.)</p>	<p><b>Your Proposal</b></p> <hr/>

**Transferable Skills....Self Direction Performance Indicators:**

- a. Identify, manage, and assess new opportunities related to learning goals.**
- c. Apply knowledge in familiar and new contexts.**
- d. Demonstrate initiative and responsibility for learning.**
- h. Persevere in challenging situations.**

**Self Direction Scoring Rubric**

Performance Indicator	Beginning	Developing	Proficient
A. Identify, manage, and assess new opportunities related to learning goals.	I can <ul style="list-style-type: none"> <li>· Identify opportunities to support my learning goals.</li> </ul>	I can <ul style="list-style-type: none"> <li>· Explore opportunities and develop plans that address my goals.</li> </ul>	I can <ul style="list-style-type: none"> <li>· Evaluate and pursue opportunities that pertain to my learning goals and plans by monitoring my progress and adjusting my approach as needed.</li> </ul>
C. Apply knowledge in familiar and new contexts.	I can <ul style="list-style-type: none"> <li>· Identify connections between what I am learning in different disciplines and settings.</li> </ul>	I can <ul style="list-style-type: none"> <li>· Explain connections between what I am learning in new and different disciplines and settings.</li> </ul>	I can <ul style="list-style-type: none"> <li>· Apply a concept to a new or familiar context or settings.</li> </ul>
D. Demonstrate initiative and responsibility for learning.	I can <ul style="list-style-type: none"> <li>· Identify my learning goals;</li> <li>· Develop a plan to meet my learning goals.</li> </ul>	I can <ul style="list-style-type: none"> <li>· Monitor my progress toward my learning goals;</li> <li>· See a task through to completion.</li> </ul>	I can <ul style="list-style-type: none"> <li>· Monitor and make decisions around my learning goals, identify my strengths and needs, and employ strategies that allow me to achieve my goals;</li> <li>· Self-start and manage my time by organizing and prioritizing to complete a task</li> </ul>
H. Persevere in challenging situations.	I can <ul style="list-style-type: none"> <li>· Identify a challenge.</li> </ul>	I can <ul style="list-style-type: none"> <li>· Learn from trial and error how to improve my efforts over time e.</li> </ul>	I can <ul style="list-style-type: none"> <li>· Learn from experience and continue to put forth effort even after trying several times.</li> </ul>

Additional Comments: